

ROYAL ENFIELD HIMALAYAN

HIMALAYAS.

BY

THE



BUILT



**ROYAL ENFIELD'S HISTORY WITH
THE HIMALAYAS IS AS DEEP AS
THE MOUNTAINS ARE TALL.**

**A MYSTICAL PLACE THAT IS ALWAYS
CHANGING, AND CHANGING FAST.**

**WHAT IS TRUE FOR THE MOUNTAINS
IS TRUE FOR LIFE.**

PATHS CHANGE.

GOALS CHANGE.

ROLES CHANGE.

WE CHANGE.



**EVOLVING FROM FIRST-TIME
RIDERS TO SEASONED
HIGH-ALTITUDE EXPLORERS.**

**DISCOVERING WORLDS
WE'VE NEVER SEEN.**

DISCOVERING OURSELVES.

**THERE IS NO PREDICTABLE
PATH ON THIS JOURNEY.**

**THERE WAS NO ONE
MACHINE DESIGNED
FOR THIS JOURNEY.**

UNTIL NOW.





ONLY

EVERYTHING

YOU NEED


The all new Himalayan is an extension of that, taking everything that was great about the original and building on it. Nothing has been added without necessity. There are no features included simply to satisfy the keyboard warriors. The new Himalayan is about purpose, simplicity, efficiency; just like the original, but more.

We know what it means to grab a bike and go for a blast with some friends, just as we know how it feels to be cold, tired and with another three hours of riding laying ahead. The Himalayan is designed to adapt to all conditions; from its river-busting high air intake to its tough frame and luggage bars ready to take a beating when things don't go as planned.



**THE ALL-NEW HIMALAYAN
IS A CREATURE OF
ITS ENVIRONMENT.
IT IS BUILT BY
THE HIMALAYAS.**






**BUILT FOR ALL ROADS.
BUILT FOR NO ROADS.**

Capable but not intimidating; that has been the ethos of the Himalayan from the start. So it was crucial when developing the new model to keep that in mind - for all the improvements to power, performance and handling, the Himalayan is still an easy, forgiving bike to ride. Superb balance at low speed, combined with the new light-action clutch and smooth throttle response from the Ride by Wire system make easy work of tight trails and tight traffic alike.



MORE POWER TO THE PEAKS

Compact, lightweight and delivers 40hp through its new 6-speed gearbox. But you don't need to know any of that. What you need to know is that like the high-altitude Sherpa that inspired it, this engine has the power to pull you out of a sandy hollow at 5,000 meters above sea level, while being smooth enough to enjoy the 5-hour trip back home afterwards.



SINGLE CYLINDER LIQUID COOLED 452CC ENGINE 40.02 PS @8000 RPM AND TORQUE: 40 NM @5500 RPM

ROYAL ENFIELD TRIPPER Dash

What do you need to know? The new TFT display on the Himalayan gives you the important information where you need it, wherever your plan takes you. Full map navigation, phone connectivity and the ability to control music for your adventures.



4 INCH ROUND TFT DISPLAY — FULL MAP NAVIGATION WITH PHONE CONNECTIVITY — MUSIC CONTROLS

VEHICLE DYNAMICS

FITS LIKE AN ADVENTURE GLOVE

From the versatile 21" front and 17" rear wheel combination to the large enduro footpegs and wide handlebars, the Himalayan works with you in all situations, on- or off-road. The slim seat and tank let you get your feet firmly on the ground when you stop, while increased ground clearance and longer travel suspension let you choose the roughest tracks.



VERSATILE 21" FRONT AND 17" REAR WHEEL COMBINATION — INCREASED GROUND CLEARANCE + TRAVEL SUSPENSION

COLOURS



HANLE BLACK



KAMET WHITE



SLATE HIMALAYAN SALT



SLATE POPPY BLUE



KAZA BROWN

TECH SPECS

Royal Enfield Himalayan



- 01 USD CARTRIDGE TYPE FRONT FORK
- 02 RIDE BY WIRE WITH RIDE MODES
- 03 SWITCHGEAR WITH JOYSTICK CONTROL
- 04 17 LITRES CAPACITY FUEL TANK
- 05 SPLIT SEAT WITH ADJUSTABILITY
- 06 INTEGRATED TRAFFIC LIGHT AND TAIL LAMP
- 07 17" REAR TYRE 140/80-17
- 08 HIGH GROUND CLEARANCE OF 230MM



- 01 **SWITCHABLE ABS**
- 02 **STEEL TWIN SPAR FRAME**
- 03 **REAR RACK WITH TOP BOX MOUNTING**
- 04 **SHERPA 450 CC LIQUID COOLED ENGINE WITH 6 SPEED GEARBOX**
- 05 **INTAKE AIR BOX UNDER FUEL TANK**
- 06 **TRIPPER DASH WITH FULL MAP NAVIGATION**
- 07 **LED HEADLAMP**
- 08 **21" FRONT TYRE 90/90-21**

ENGINE

Royal Enfield Himalayan

TYPE	LIQUID COOLED, SINGLE CYLINDER, DOHC, 4 VALVES
BORE X STROKE (IN MM)	84 MM X 81.5 MM
DISPLACEMENT	452 CC
COMPRESSION RATIO	11.5:1
MAXIMUM POWER	40.02 PS (29.44 KW) @8000 RPM
MAXIMUM TORQUE	40 NM @5500 RPM
IDLE RPM	1300
STARTING SYSTEM	ELECTRIC START
LUBRICATION	SEMI-DRY SUMP
ENGINE OIL GRADE	10W40 API SN, JASO MA2, SEMI SYNTHETIC
CLUTCH	WET MULTIPLATE, SLIP & ASSIST
GEARBOX	6 SPEED
FUEL INJECTION	ELECTRONIC FUEL INJECTION, 42MM THROTTLE BODY, RIDE BY WIRE SYSTEM

CHASSIS & SUSPENSION

TYPE	STEEL, TWIN SPAR TUBULAR FRAME
FRONT SUSPENSION	UPSIDE DOWN FORK, 43MM
FRONT WHEEL TRAVEL	200MM
REAR SUSPENSION	LINKAGE TYPE MONO-SHOCK
REAR WHEEL TRAVEL	200 MM

DIMENSIONS & WEIGHTS

Royal Enfield Himalayan

WHEELBASE	1510MM
GROUND CLEARANCE	230 MM
LENGTH	2245MM
WIDTH	852MM
HEIGHT	1316MM
SEAT HEIGHT	825 MM (STANDARD SEAT ADJUSTABLE TO 845 MM 805 MM (LOW SEAT ADJUSTABLE TO 825 MM))
DRY WEIGHT	181 KG
KERB WEIGHT (90% FUEL + OIL)	196 KG
PAYLOAD WITH STANDARD EQUIPMENT	198 KG
FUEL CAPACITY	17.0 LITRES

BRAKES & TYRES

TYRES FR.	90/90-21"
TYRES RR.	140/80 R 17"
BRAKES FRONT	HYDRAULIC DISC BRAKE, 320MM VENTILATED DISC, DOUBLE PISTON CALIPER
BRAKES REAR	HYDRAULIC DISC BRAKE, 270MM VENTILATED DISC, SINGLE PISTON CALIPER
ABS	DUAL CHANNEL ABS, SWITCHABLE

ELECTRICALS

ELECTRICAL SYSTEM	12V
BATTERY	12 V, 8 AH
HEAD LAMP	LED HEADLAMP
TAIL LAMP, TURN SIGNAL LAMP	INTEGRATED TURN & TAIL LAMP, ALL LED
OTHER EQUIPMENT	RIDE MODES, USB TYPE C CHARGING POINT
CLUSTER	"4 INCH ROUND TFT DISPLAY WITH PHONE CONNECTIVITY, FULL MAP NAVIGATION (POWERED BY GOOGLE MAPS), MEDIA CONTROLS

MOTORCYCLE ACCESSORIES



- 01 ADVENTURE SCREEN
- 02 HEADLIGHT GRILL
- 03 TOURING MIRRORS
- 04 BLACK RALLY HANDLEBAR PAD
- 05 SILVER RADIATOR GUARD
- 06 LARGE ENGINE GUARDS
- 07 RALLY PROTECTION



- 01 **ADVENTURE TOP BOX**
- 02 **ADVENTURE PANNIERS**
- 03 **ADVENTURE TOP BOX MOUNT**
- 04 **ADVENTURE PANNIER RAILS**

KEEP RIDING



EXTENDED WARRANTY

Up to 5 years and 5000km of complete coverage on all repairs, replacements and maintenance



SERVICE COST CALCULATOR

Plan ahead. Get the estimated service cost for your motorcycle before you book the appointment.



ROADSIDE ASSISTANCE

Get peace of mind wherever you're headed with on-site support for your motorcycle.



SERVICE BOOKING ON ROYAL ENFIELD APP

Book your motorcycle service appointment anytime, anywhere via the Royal Enfield app.




LABOUR ANNUAL MAINTENANCE CONTRACT

In addition to having all your labour costs covered as part of your scheduled service, get 10% off on all additional labour costs and 5% off on all spare parts.



SPARES, ESSENTIALS, OILS & LUBES

Choose from our widely available range of Royal Enfield Spare Parts, Essentials, Oils, and Lubes, and keep your motorcycle riding at its best.





ROYAL ENFIELD
HIMALAYAN